

Model: GP-CVP012N-xxV-T02 series (12W)

Features

- Universal AC Input Range 90~ 264VAC
- Class II Power Design without Earth Pin.
- Constant Voltage Design (CV mode)
- Fully isolated plastic case
- Protections : OCP/ SCP
- No Load Consumption < 0.5W at 230VAC

Approvals



Size

86 * 45 * 26 mm (L*W*H)

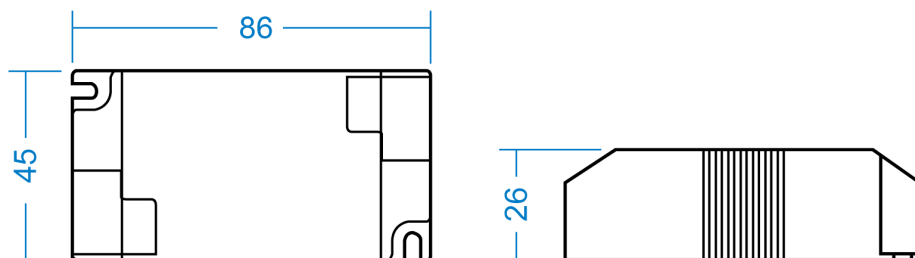


Specifications

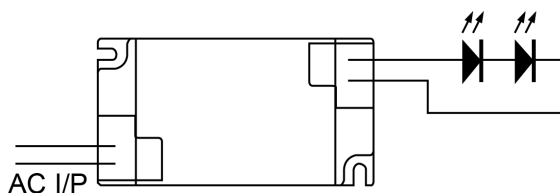
Model No.		GP-CVP012N-12V-T02	GP-CVP012N-24V-T02
Output	DC Voltage Range	12V	24V
	Rated Current	0-1000mA	0-500mA
	Rated Max. Power	12W	12W
	Voltage Tolerance	± 5%	± 5%
	Ripple & Noise (Max.) note.2	180 mVp-p	240 mVp-p
	Efficiency (Min)	81% at 230 VAC full load	83% at 230 VAC full load
	Set up Time (Max)	< 1S / 115 VAC at full load / < 0.5S / 230 VAC at full load	
Input	Rated Voltage	100 - 240VAC	
	Voltage Range	90-264 VAC	
	Frequency Range	47 Hz ~ 63 Hz	
	AC Current (Max.)	0.3A at 115 VAC / 0.15A at 230 VAC	
	Inrush Current (Max.)	≤ 30A at 115 VAC / ≤ 40A at 230 VAC	
	Leakage Current	< 0.25mA / 240 VAC	
	No Load Consumption	< 0.5W at 230VAC	
Protections	Over Current	110% - 150% Constant current limiting, auto-recovery	
	Short Circuit	Hiccup mode, recovers automatically after fault condition is removed	
Environment	Operation Temp.	-10°C ~ 40°C full load (Refer to output load derating curve)	
	Operation Humidity	20% ~ 90% RH non-condensing.	
	Storage Temp & Humidity	-20 ~ +80°C ,10% ~ 90% RH	
Safety & EMC	Safety Standards	EN61347-1,EN61347-2-13;	
	Withstand Voltage	I/P - O/P: 3.75K VAC	
	EMI Conduction & radiation	meet Compliance to EN55015; FCC PART15 CLASSB	
	EMC immunity	meet Compliance to EN61000-4-2,3,4,5,6,11;EN61547	
Connection	Input	2P screw terminal block	
	Output	2P screw terminal block	

Others	MTBF	200K hours min. @Ta=25 °C
	Dimension(L x W x H)	86 x 45 x 26mm; 74g/pcs
Note	1. All parameters NOT specially mentioned are measured at 230V AC input, rated load and 25°C ambient temperature. 2. Ripple & Noise are measured at 20MHZ bandwidth oscilloscope and with 0.1uF & 47uF parallel capacitor. 3. The power supply is considered a component which will be installed a final equipment. The final equipment must be re-confirmed that it still meets EMC directives.	

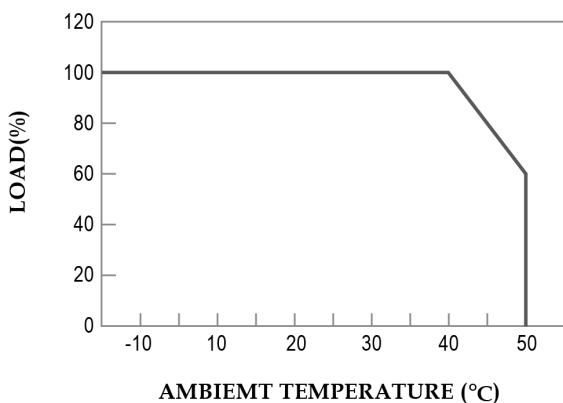
Dimension



Wiring Diagram



Power Derating Curve



Power Static Characteristics

